

Center Hole CYLINDERS RT SERIES

17½-100 Ton
Single- Acting, Spring-
Return & Double-Acting

Ideal for pulling and pressing.

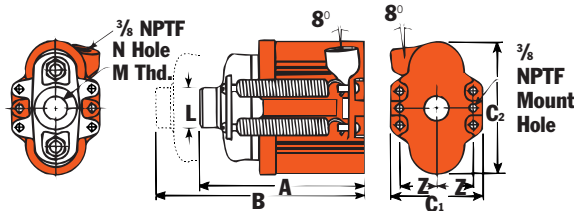


ASME B30.1
10,000 PSI

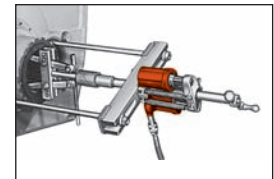
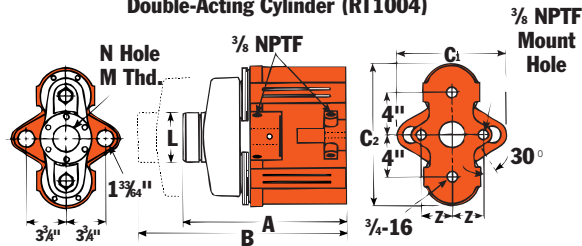
- A proven design; used throughout industry for over 40 years.
- Cylinders withstand full “dead-end” loads.
- Compact design; ideal for applications in which space is limited.
- Basic head can be changed from a tapped hole to plain hole by simply changing insert. (See page 35)
- Pistons have “Power Tech” treatment for corrosion and abrasion resistance.

CYLINDERS

**Dimensions for reference only.
Single-Acting, Spring-Return Cylinders**



Double-Acting Cylinder (RT1004)



Cyl. Capacity (Tons)	Stroke (in.)	Order No.	Oil Cap. (cu.in.)		A Re-tracted Height (in.)	B Ex-tended Height (in.)	C1 Out-side Dia. (in.)	C2 Out-side Dia. (in.)	L Load Cap Dia. (in.)	M Load Cap Thread (in.)	N Center Hole Dia. (in.)	Z Mounting Hole Location (in.)	Cyl. Mounting Hole (in.)	Int. Press at Cap. (psi)	Tons at 10,000 psl	Prod Wt. (lbs.)	
			Push	Return													
17 ½	2	RT172	7.06	—	6 ⁷ / ₈	8 ⁷ / ₈	3 ³ / ₄	5 ³ / ₄	1 ³ / ₄	1"–8	1 ¹ / ₁₆	1 ¹ / ₂	11 ¹¹ / ₃₂	3.53	9,915	17.7	14.6
30	2½	RT302	15.7	—	8 ⁷ / ₁₆	10 ¹⁵ / ₁₆	4 ¹ / ₄	7 ¹ / ₂	2 ¹ / ₄	1 ¹ / ₄ "–7	1 ¹⁹ / ₆₄	1 ¹³ / ₁₆	15 ¹⁵ / ₃₂	6.28	9,554	31.4	28.2
50	3	RT503	29.4	—	10 ⁹ / ₁₆	13 ⁹ / ₁₆	5 ⁷ / ₈	9 ³ / ₈	2 ⁷ / ₈	1 ⁵ / ₈ "–5½	1 ⁴³ / ₆₄	2 ³ / ₈	21 ²¹ / ₃₂	9.81	10,193	49.1	56.0
100	4 ⁷ / ₈ **	RT1004	96.5	63.2	15 ¹ / ₈	20	10 ¹ / ₂	13 ¹ / ₄	4 ³ / ₄	2 ¹ / ₂ "–8	2 ⁹ / ₁₆	2 ⁷ / ₈	25 ²⁵ / ₃₂	19.24*	10,395	96.2	160

* Push side only.

** The RT1004 has a bypass when full stroke is reached, preventing over-pressurization of the cylinder.

NOTE: Each cylinder complete with threaded cylinder head insert, cylinder half coupler and cylinder attaching screws.

